

Fanie Pelletier · Marco Festa-Bianchet

## Effects of body mass, age, dominance and parasite load on foraging time of bighorn rams, *Ovis canadensis*

Received: 2 March 2004 / Revised: 17 June 2004 / Accepted: 17 June 2004 / Published online: 9 July 2004  
© Springer-Verlag 2004

**Abstract** In sexually dimorphic ungulates, males generally spend less time foraging than females, possibly because of difference in body mass or because of the energetic requirements of lactation. The relationship between body size and foraging time has received little attention at the intra-specific level, because few studies have documented activity budgets for individuals of known size. Bighorn rams are a good model to explore how body mass affects foraging time, because they range in mass from 55 to 140 kg. We examined how the foraging time of bighorn rams varied according to individual characteristics. We observed rams in a marked population and constructed time budgets during the 3 months preceding the rut. We determined ram social rank based on agonistic encounters and collected fecal samples to count lungworm larvae. Time spent foraging was negatively correlated with body mass. After accounting for age differences, larger rams spent less time foraging and more time lying than smaller rams. Among rams aged 6–12 years, dominants spent less time feeding than subordinates, while fecal output of lungworm larvae was negatively correlated with foraging time for rams of all ages. Body mass accounts for much of the individual variation in foraging time, suggesting that sexual dimorphism is important in explaining differences in feeding time between males and females.

**Keywords** Bighorn sheep · Body mass · Foraging · *Ovis canadensis* · Time budget

### Introduction

Because of allometric effects on energy requirements and foraging behavior, body size has important consequences for the ecology, behavior, population dynamics and evolution of ruminants. Small ruminants have a higher relative metabolic rate than large ones, but large animals require more total energy than small ones. Because total metabolic requirements are allometrically related to body mass while rumen size is isometric with body mass (Demment 1982; Demment and Van Soest 1985; Illius and Gordon 1987), with increasing mass the rumen becomes proportionally larger relative to total metabolic requirements. Large ruminants can therefore keep food in the rumen longer than small ruminants, extracting more nutrients (Demment and Van Soest 1985; Illius and Gordon 1987). Consequently, large ruminants can survive on coarser forage than small ruminants, with profound consequences for population ecology and social organization (Bell 1971; Jarman 1974; Demment and Van Soest 1985).

Bell (1971) suggested that because large herbivores have a greater absolute food requirement than small ones, time spent eating should increase with body size. Relative bite size decreases allometrically with body mass, so that as body size increases, ruminants ingest a smaller proportion of their total daily food requirements with each bite (Illius and Gordon 1987). Thus, because rumen size increases isometrically with body size, to achieve the same level of rumen fill the proportion of time spent foraging may need to increase with body size, to compensate for smaller bite size (Demment and Van Soest 1985; Hudson 1985; Owen-Smith 1988). The daily time budgets of large ruminants are usually assumed to be more constrained than those of small ruminants by the foraging time needed to meet daily requirements (Hudson 1985). Indeed, interspecific comparisons of African ruminants show that daily foraging time increases with body mass (Owen-Smith 1988, 1992). For temperate ungulates, however, Mysterud (1998) showed that active time (that mostly involves foraging) tends to decrease allometrically

Communicated by P. Heeb

F. Pelletier (✉) · M. Festa-Bianchet  
Département de biologie,  
Université de Sherbrooke,  
Sherbrooke, Québec, J1K 2R1, Canada  
e-mail: Fanie.Pelletier@USherbrooke.ca  
Tel.: +1-819-8218000  
Fax: +1-819-8218049

with increasing body size. He suggested that larger ruminants may consume lower-quality food, requiring longer rumination time and hence less time spent active (Mysterud 1998; Pérez-Barberia and Gordon 1999).

In accordance with Mysterud's (1998) and Pérez-Barberia and Gordon's (1999) findings, Ruckstuhl (1998) and Ruckstuhl and Neuhaus (2002) found that in sexually dimorphic ungulates, males spend less time foraging than females, and that this sexual difference increases with dimorphism in body size. The activity budget hypothesis for sexual segregation in ungulates, proposed that males and females segregate because of differences in activity budgets (Conradt 1998; Ruckstuhl 1998; Ruckstuhl and Neuhaus 2002). This hypothesis assumes that body mass affects the time spent foraging and ruminating. Sexual differences in time spent foraging, however, could partly be due to the high energetic requirements of lactation (Clutton-Brock et al. 1982b; Komers et al. 1993). To rule out the potential effects of lactation, we need to investigate the relationship between body mass and time spent foraging within a single sex. In many ungulates, young adult males weigh less than half as much as fully-grown males and even within the same age class the range in mass can be over 20% (Pettorelli et al. 2002). Male ungulates therefore provide an opportunity to clarify at the intra-sexual level the shape of the relationship between body size and foraging time. Given the broad support for a negative relationship between body mass and time spent foraging at the intraspecific level, we predicted that at the intra-sexual level small males should spend more time foraging than larger ones.

Parasites and social status may also affect foraging behavior. Parasite infection decreases food intake in domestic lambs (Kyriazakis et al. 1996, 1998). Bighorn sheep (*Ovis canadensis*) are infected by lungworms (*Protostrongylus* spp.) whose prevalence in our study population is 100% (Festa-Bianchet 1991). The effects of these parasites on food intake are unknown. Ram social rank determines access to females during the rut (Hogg 1984, 1987). If dominance is energetically costly (Creel et al. 1996), dominant rams may have higher food requirements than subordinates. Furthermore, dominance is correlated with testosterone levels (Pelletier et al. 2003), an androgen thought to increase basal metabolism (Buchanan et al. 2001) and therefore food requirements.

Here, we investigate the effects of individual characteristics on the foraging behavior of bighorn rams during the autumn pre-rut when they form large bachelor groups. At that time of the year, seasonal body growth is complete and rams are at peak body condition, but vary in mass from 55 to 140 kg. We examined the relationship between time spent feeding and body mass, expecting a negative trend as predicted by the sexual difference in foraging found in many species. We also expected that high social rank and heavy parasite loads would increase the time spent feeding because both could increase daily energetic requirement (Creel et al. 1996; Bonneaud et al. 2003).

## Methods

### Study area

We studied bighorn sheep in the Sheep River Provincial Park, Alberta (50°40'N, 114°35'W, elevation 1,450–1,700 m). Since 1981, more than 90% of the sheep have been marked with ear tags, mostly when aged 4–6 months. Therefore, we could identify all individual rams over the 3 years (2000–2002) of this study, and their exact age was known.

### Activity budgets

Ram activity budgets were collected from September to November. Group size was recorded at the beginning and at the end of each observation period, by observers located at least 75 m away. Observations were made with Leica binoculars (10×42) and Bausch and Lomb spotting scopes (15×45 zoom). As described by Ruckstuhl (1998), we constructed activity budget from marked focal animals (Altmann 1974) by noting their times of transition between different behaviors (resting, foraging, moving, standing and interacting socially), over continuous periods lasting from 6 to 10 h. Because rams were habituated to observers, highly gregarious, and seldom moved more than a few hundred meters during observations, we could monitor behavior transition times of up to ten focal animals within a group. Activity budgets were collected by one or two observers each year and the first author collected most of these data in all years. We tested for an observer effect by including observer as fixed factor in a linear mixed model including ram's identity as random term for 317 activity budgets for which the observer was known and found none ( $F_{3,270}=2.06$ ,  $p=0.11$ ).

Bighorn sheep are very rarely active at night outside the rut (Sayre and Seabloom 1994; K. Ruckstuhl, unpublished data), therefore our sampling procedure provides an accurate estimate of daily time spent foraging. We could not directly measure the time spent ruminating. While they are lying, rams appear to ruminate most of the time, but rumination can only be detected if the mouth is visible to the observer. Because rams almost never ruminate while standing, it is reasonable to assume that time spent ruminating increased with time spent lying. We used the proportion of time spent lying as an indication of rumination time, but the correlation between lying and rumination needs to be investigated. In the three years of the study 348 time budgets were constructed for 45 different rams for a total of 2,630 sheep-hours. We calculated from the activity budget the proportion of time an animal spent in each behavior, and used this proportion as the dependent variable.

### Dominance hierarchy

To assess male social rank we recorded interactions ad libitum from September to mid-November, a time referred to as the 'pre-rut', during which rams establish dominance relationships (Geist 1971). Six agonistic behaviors were noted among rams aged 2 years and older: front kick, rubbing, frontal clash, butt, no contact displacement, and homosexual mount (Hogg 1984, 1987). A total of 261 interactions were observed in 2000, 737 in 2001 and 741 in 2002, involving respectively 46%, 60% and 57% of all possible ram dyads. The linearity of the hierarchy was tested based on an interaction matrix produced by Matman 1.0 (Matrix Manipulation and Analysis, Noldus; de Vries et al. 1993), as explained by de Vries (1995, 1998).

### Parasite count

Fecal samples collected from marked sheep were dried and stored in paper bags. The number of lungworm larvae per gram of dry feces was counted using the Beaker technique (Forrester and Lankester 1997).

## Body mass

We used a platform scale baited with salt (Bassano et al. 2003) to weigh 21 rams, 8 of which were weighed in different years providing 29 ram-years of mass data. Repeat weighing of the same sheep during October–November suggested that little, if any, mass gain occurred during that time. For all sex-age categories considered, the 95% confidence interval for mean mass gain included zero: 1- and 2-year-old males mean=0.033 kg/day,  $n=13$ , CI(-0.031, 0.098), 1- and 2-year-old females mean=-0.017 kg/day,  $n=7$ , CI(-0.231, 0.197), adult males mean=-0.024 kg/day,  $n=7$ , CI(-0.354, 0.307) and adult females mean=0.003 kg/day,  $n=31$ , CI(-0.072, 0.079). Consequently, we did not adjust body mass according to date. For rams weighed more than once we used the average mass.

## Statistical analyses

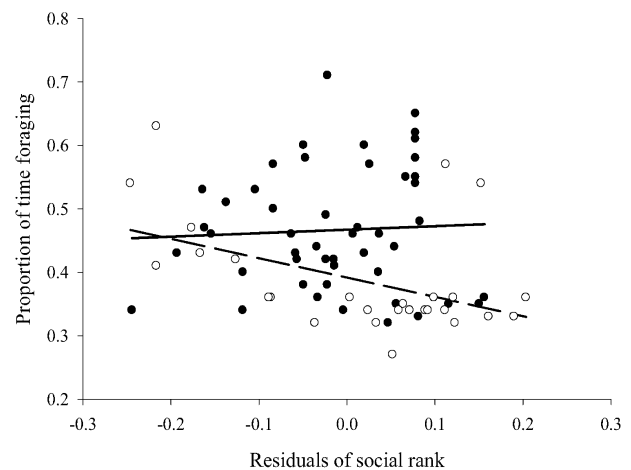
Our sampling design included repeated observations of the same individuals. To avoid pseudoreplication (Machlis et al. 1985), foraging time was analyzed using linear mixed effects models implemented in S-Plus 2000 (MathSoft) with ram identity as a random factor. Because year had a significant effect in some analyses, we included it as fixed factor in all models before fitting other variables. To test whether ram identity had an effect on foraging time, we calculated an approximate chi-square statistic equal to twice the absolute difference in log likelihood for the model with and without the random term (ram identity), and then divided the associated  $p$ -value by 2 (Steele and Hogg 2003). Because the effect of each individual on the proportion of time spent feeding is assumed to be different, random effects have a distribution rather than a value (Steele and Hogg 2003) and are therefore reported as a standard deviation. Whenever ram identity had a significant effect we included it in our models, thereby avoiding possible biases introduced by pooling our data (Leger and Didrichsons 1994; Jenkins 2002) or by pseudoreplication (Machlis et al. 1985). Age, social rank, lungworm larval count and body mass were fitted as fixed effects. Because social rank is correlated with age (Hass and Jenni 1991), we used the residual of the quadratic regression of social rank on ram age to produce an age-specific measure of rank (referred to as age-specific social rank). Parasite counts were ln-transformed and the proportion of time foraging and lying was arcsin-square root transformed to better approximate a normal distribution (Sokal and Rohlf 1981). Sample sizes vary according to the analysis, as life-history data were not available for all individuals.

## Results

For the complete data set, the proportion of time spent foraging was best explained by a model including ram age, lungworm larval count, age-specific rank and an interaction between age and age-specific rank (Table 1). Group size did not affect time spent foraging and was excluded from this model ( $T$ -value=-0.005,  $df=1,357$ ,  $p=0.89$ ). Age and lungworm count had negative effects on foraging time. Age did not affect the average number of lungworm larvae per gram of dry feces of rams, during the pre-rut the average ( $\pm$ SE) was  $137\pm 13$  for rams 6 years and older, compared to  $105\pm 13$  for rams aged 1–5 years. The interaction between ram age and age-specific rank arose because subordinate rams aged 6 years and older spent more time feeding than dominant rams of the same age (Fig. 1). For the 21 rams (29 sheep years) for which we measured body mass, mass had a strong neg-

**Table 1** Linear mixed effects model of the proportion of time spent feeding by yearling and adult bighorn rams (*Ovis canadensis*) at Sheep River, Alberta, 2000–2002, giving estimates, standard errors (SE),  $T$  statistics and degrees of freedom for terms in the best model.  $LPG$  number of lungworm larvae per gram of dry feces. Sample size was 307 observations from 43 different individuals. The model explained 23.78% of the variance in time spent feeding. Ram identity had a significant effect ( $SD=1.02$ ,  $\chi^2=12.04$ ,  $p<0.001$ ,  $df=1$ ) and was included as a random term

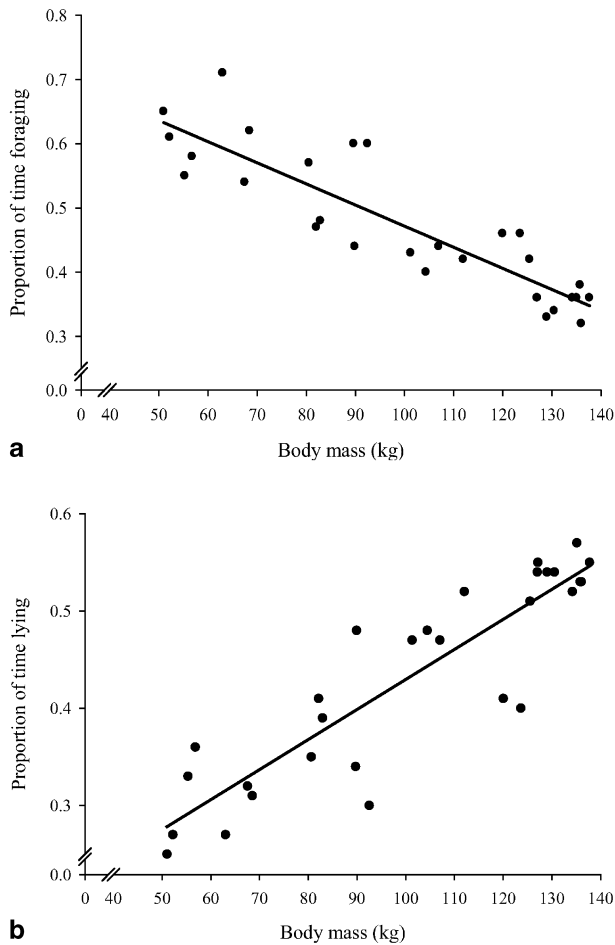
Term	$T$ -value	Estimates (SE)	$p$	$df$
Constant	25.33		<0.001	1,258
Year	-3.32		<0.001	2,258
Age	-5.44	-1.15 (0.21)	<0.001	1,258
LPG	-2.35	-0.89 (0.38)	0.019	1,258
Age specific rank	2.35	23.43 (9.96)	0.019	1,258
Age specific rank $\times$ age	-2.53	-3.73 (1.47)	0.012	1,258



**Fig. 1** The proportion of time spent foraging from September to November by young and old bighorn rams (*Ovis canadensis*) compared with their age-specific social rank. Filled circles and solid line indicate males aged 1–5 years, open circles and dashed line indicate males aged 6 years and older. Residual social rank is the age-specific rank: a negative value represents a ram with lower rank than average for his age, a value of zero is an average rank while positive values indicate rams of higher than average rank

ative effect on foraging time (Fig. 2a). Because ram age and mass were correlated ( $r=0.91$ ,  $p<0.001$ ,  $n=34$  ram-years), we examined a model including only age and mass, to determine whether the age effect on foraging time was simply due to the correlation of age and mass. In this model, year was fitted as a fixed effect and ram identity as a random term. The negative relationship between time spent foraging and body mass persisted after accounting for age (Table 2).

Not surprisingly, older rams spent more time lying compared to younger rams (Fig. 2b). Time spent lying was best explained by a model including only body mass as fixed factor. Age did not affect the time spent lying when body mass was accounted for (Table 3). Although rams interacted more frequently as they aged (Kruskal-Wallis,  $\chi^2=28.92$ ,  $df=2$ ,  $p<0.001$ ), rams of all age classes



**Fig. 2** The proportion of time spent foraging (a) or lying (b) from September to November by bighorn rams of different body mass, Sheep River Provincial Park, Alberta, 2000–2002

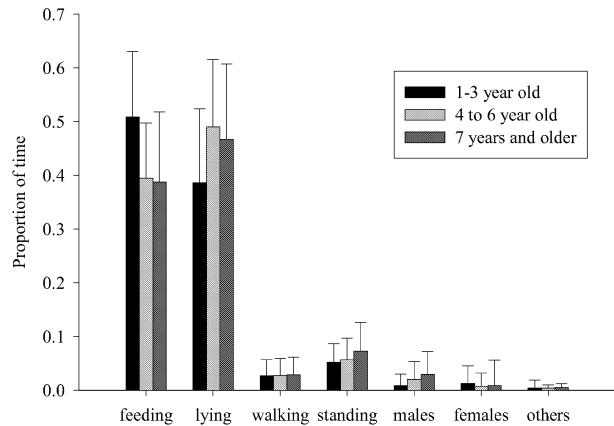
**Table 2** Linear mixed effects model of the proportion of time spent feeding by yearling and adult bighorn rams of known body mass, Sheep River, Alberta, 2000–2002, giving estimates, standard errors (SE),  $T$ -value and degrees of freedom for terms in the best model. Sample size was 119 observations from 21 individuals and the model explained 47.40% of variance. Ram identity had a significant effect ( $SD=1.83$ ,  $\chi^2=3.08$ ,  $p<0.05$ ,  $df=1$ ) and was included as random term

Term	$T$ -value	Estimate (SE)	$p$	$df$
Constant	19.04		<0.001	1,94
Year	1.61		0.079	2,94
Age	-2.00	-0.79 (0.40)	0.048	1,94
Mass	-2.94	-0.12 (0.05)	0.004	1,94

spent little time involved in social behavior (0.8% for those aged 1–3 years, 2.0% for rams aged 4–6 years, and 2.9% for rams older than 6 years). Variability in activity budgets between age classes was mostly due to differences in foraging and lying time (Fig. 3).

**Table 3** Linear model of the proportion of time spent lying by yearling and adult bighorn rams of known body mass, Sheep River, Alberta, 2000–2002, giving estimates, standard errors (SE),  $T$ -value and degrees of freedom for terms in the best linear model. Sample size was 119 observations from 21 individuals and the model explained 37.8% of variance. Ram identity did not have a significant effect ( $SD=0.001$ ,  $\chi^2=0.01$ ,  $p>0.05$ ,  $df=1$ ) and was not included in the final model

Term	$T$ -value	Estimates (SE)	$p$	$df$
Constant	7.138		<0.001	1,114
Year	0.438		0.825	2,114
Mass	3.930	0.158 (0.04)	<0.001	1,114
Age	0.794	0.318 (0.40)	0.429	1,114



**Fig. 3** Proportion of time ( $\pm SD$ ) spent in seven activities by three age groups of bighorn rams, Sheep River Provincial Park, Alberta, 2000–2002. *Males* indicates the proportion of time males spent in social interactions with other males while *females* refers to the proportion of time spent in social behavior with females

## Discussion

We found that large rams spent less time feeding, and possibly more time ruminating, than small rams. Our results agree with the interspecific trend reported by Mysterud (1998) for temperate ungulates, but are opposed to that reported by Owen-Smith (1988, 1992) for African ungulates, where large species spent more time feeding than small ones. Allometric relationships may vary substantially among taxonomic levels. For instance, in vertebrates, fecundity decreases with increasing body size across species (Owen-Smith 1988), but it generally increases with body size within a species (Dobson et al. 1999). The biological implications of body size and of life history traits may therefore differ at the interspecific and intraspecific levels.

At the interspecific level, there are no fixed constraints on the amount and quality of forage selected by animals, because different species may be adapted to different diets. Typically, larger ruminants are relatively unselective and consume a large amount of coarse forage, while smaller species are more selective and choose food of higher quality (Bell 1971; Jarman 1974; Demment and Van Soest 1985). Consequently a small species may

spend little time foraging because it can rapidly obtain its nutrient requirements by eating high-quality forage. In gregarious animals that must maintain group cohesion, it may be difficult for individuals of the same species and sex to vary their diet according to individual body size. Size-specific diet selection may also be limited by the constraints imposed by species-specific characteristics such as rumen physiology or bite size. In our study, individual body mass varied substantially, with the heaviest rams being almost 3 times the mass of the lightest ones. Because rams seldom formed age-segregated groups (Ruckstuhl and Festa-Bianchet 2001), group foraging imposed a constraint on diet selection as all rams had to forage in the same area. It appears that to obtain sufficient nutrition the younger and smaller males were forced to forage longer than the older and larger ones.

The daily amount of food ingested by an individual ruminant depends on the time it spends feeding, but also on its bite rate (Hudson 1985). Relative bite size decreases with increasing body mass (Illius and Gordon 1987). In bighorn sheep, males aged 1–3 years have faster bite rates than older males (Ruckstuhl et al. 2003). Consequently, it seems inevitable that the rate of food intake during foraging declines with body mass. Despite a more rapid bite rate and larger bite size relative to body mass, our results suggest that small rams must spend more time feeding than larger rams to obtain their nutritional requirements. Small rams likely require more food because they have a high relative metabolic rate. It is unlikely that small rams have high nutritional needs associated with continued body growth, because in autumn sheep do not gain any weight.

Rams with higher fecal output of lungworm larvae spent less time foraging than those with a lower larval count. Anorexia may promote the immune response or allow selection of foods that either minimize the risk of future infection or are high in antiparasitic compounds (Kyriazakis et al. 1998). However, our results on the effect of parasites on foraging time should be taken cautiously because we could not correct for changes in daily fecal production (Sutherland 2003).

Among males 6 years and older, low-ranking rams spent more time foraging than high-ranking ones. This result is consistent with the pattern of larger rams spending less time foraging than small ones, because dominance rank of bighorn rams is highly correlated with body mass (Pelletier and Festa-Bianchet, unpublished data). It is unclear, however, why this relation existed only for older rams. Although social dominance may involve subtle costs, such as higher levels of glucocorticoids (Creel et al. 1996; Creel 2001), in our study those costs did not appear to lead to a substantial increase in time spent foraging during the pre-rut.

Synchronization of foraging behavior by ruminants of widely different body mass is likely difficult, because smaller animals require more daily feeding time than larger individuals. Other studies on bighorns and other ungulates reported similar findings: young bighorn rams spent more time foraging than adult males in spring and

summer (Ruckstuhl 1998, 1999), adult male white rhinoceros (*Ceratotherium simum*) spent 5.5% less time foraging per day than subadults (Owen-Smith 1988) while adult male kudu (*Tragelaphus strepsiceros*) foraged for 10% less time than subadult males (Owen-Smith 1998). These findings suggest that in species with multi-year growth one should expect social segregation by age class, because younger individuals will have different time budgets than older and larger ones. Age segregation has been reported in male Alpine ibex (*Capra ibex*) that have substantial age-related differences in body mass (Bon et al. 2001). During our study, all bighorn rams in the population were often all in one group and did not strongly segregate by age, possibly because they were few (27–37) and needed to form large groups for antipredator reasons (Roberts 1996). We expect that age-specific groups should be encountered in larger populations where there will be enough rams to form large age-segregated groups.

Our results are consistent with the idea that ungulates are sexually segregated because of differences in activity budgets (Conradt 1998; Ruckstuhl 1998; Ruckstuhl and Kokko 2002; Ruckstuhl and Neuhaus 2002). Inter-sexual comparisons suggest that sexual dimorphism in size and in time spent foraging are correlated, with males generally foraging less than females (Ruckstuhl and Neuhaus 2002). Red deer hinds (*Cervus elaphus*) spent much more time feeding than stags during summer (Clutton-Brock et al. 1982a), a sexual difference observed for several other species of ungulates (Owen-Smith 1988; Gross et al. 1996). Differences in time budget between the sexes, however, could be attributable to sexual differences other than body size. We found that, within a sex, body mass accounted for much of the variation in foraging time, suggesting that sexual dimorphism is likely important in explaining the difference in feeding time between males and females.

**Acknowledgments** We thank Y. Gendreau, É. Viollet, K.A. Page and C. Feder for help in the field. We are grateful to A. von Hardenberg for assistance with statistics. For critical comments on the manuscript, we thank Kathreen Ruckstuhl, Norman Owen-Smith and Jean-Michel Gaillard. We also thank Jack Hogg for his continuous help and advice. We dedicate this paper to the late Ian Ross, who made a major contribution to this long-term study by capturing and tagging bighorns from 1989 to 2002. Financial support was provided by a Challenge Grant in Biodiversity financed through the Alberta Conservation Association and the University of Alberta (to F.P.), NSERC Discovery grant to M.F.-B. and a NSERC scholarship to F.P. We thank the Kananaskis Field Stations (University of Calgary) for logistic support. This research project (protocol MFB 02) was approved by the Animal Care Committee of the Université de Sherbrooke, an affiliate of the Canadian Council on Animal Care.

## References

- Altmann J (1974) Observational study of behavior: sampling methods. *Behaviour* 49:227–267
- Bassano B, von Hardenberg A, Pelletier F, Gobbi G (2003) A method to weigh free-ranging ungulates without handling. *Wildl Soc Bull* 31:1205–1209

- Bell RHV (1971) A grazing ecosystem in the Serengeti. *Sci Am* 225:86–93
- Bon R, Rideau C, Villaret J-C, Joachim J (2001) Segregation is not only a matter of sex in Alpine ibex, *Capra ibex ibex*. *Anim Behav* 62:495–504
- Bonneaud C, Mazuc J, Gonzalez G, Haussy C, Chastel O, Faivre B, Sorci G (2003) Assessing the cost of mounting an immune response. *Am Nat* 161:367–379
- Buchanan KL, Evans MR, Goldsmith AR, Bryant DM, Rowe LV (2001) Testosterone influences basal metabolic rate in male house sparrows: a new cost of dominance signalling? *Proc R Soc Lond B* 268:1337–1344
- Clutton-Brock TH, Guinness FE, Albon SD (1982a) Red deer: behavior and ecology of two sexes. University of Chicago Press, Chicago
- Clutton-Brock TH, Iason GR, Albon SD, Guinness FE (1982b) Effects of lactation on feeding behaviour and habitat use in wild Red deer hinds. *J Zool* 198:227–236
- Conradt L (1998) Could asynchrony in activity between the sexes cause intersexual social segregation in ruminants? *Proc R Soc Lond B* 265:1359–1363
- Creel S (2001) Social dominance and stress hormones. *Trends Ecol Evol* 16:491–497
- Creel S, Creel NM, Monfort SL (1996) Social stress and dominance. *Nature* 379:212
- Demment MW (1982) The scaling of ruminoreticulum size with body weight in East African ungulates. *Afr J Ecol* 20:43–47
- Demment MW, Van Soest PJ (1985) A nutritional explanation for body-size patterns of ruminant and nonruminant herbivores. *Am Nat* 125:641–672
- Dobson FS, Risch TS, Murie JO (1999) Increasing returns in the life history of Columbian ground squirrels. *J Anim Ecol* 68:73–86
- Festa-Bianchet M (1991) Numbers of lungworm larvae in feces of bighorn sheep: yearly changes, influence of host sex, and effects on host survival. *Can J Zool* 69:547–554
- Forrester SG, Lankester MW (1997) Extracting protostrongylid nematode larvae from ungulate feces. *J Wildl Dis* 33:511–516
- Geist V (1971) Mountain sheep. University of Chicago Press, Chicago
- Gross JE, Alkon PU, Demment MW (1996) Nutritional ecology of dimorphic herbivores: digestion and passage rates in Nubian ibex. *Oecologia* 107:170–178
- Hass CC, Jenni DA (1991) Structure and ontogeny of dominance relationships among bighorn rams. *Can J Zool* 69:471–476
- Hogg JT (1984) Mating in bighorn sheep: multiple creative male strategies. *Science* 225:526–529
- Hogg JT (1987) Intrasexual competition and mate choice in Rocky Mountain bighorn sheep. *Ethology* 75:119–144
- Hudson RJ (1985) Body size, energetics, and adaptive radiation. In: Hudson RJ, White RG (eds) *Bioenergetics of wild herbivores*. CRC Press, Boca Raton, Fla., pp 1–24
- Illius WA, Gordon IJ (1987) The allometry of food intake in grazing ruminants. *J Anim Ecol* 56:989–999
- Jarman PJ (1974) The social organization of antelope in relation to their ecology. *Behaviour* 48:215–267
- Jenkins SH (2002) Data pooling and type I errors: a comment on Leger & Didrichsons. *Anim Behav* 63:F9–F11
- Komers PE, Messier F, Gates CC (1993) Group structure in wood bison: nutritional and reproductive determinants. *Can J Zool* 71:1367–1371
- Kyriazakis I, Anderson DH, Oldham JD, Coop RL, Jackson F (1996) Long-term subclinical infection with *Trichostrongylus colubriformis*: effects on food intake, diet selection and performance of growing lambs. *Vet Parasitol* 61:297–313
- Kyriazakis I, Tolkamp BJ, Hutchings MR (1998) Towards a functional explanation for the occurrence of anorexia during parasitic infections. *Anim Behav* 56:265–274
- Leger DW, Didrichsons IA (1994) An assessment of data pooling and some alternatives. *Anim Behav* 48:823–832
- Machlis L, Dodd PWD, Fentress JC (1985) The pooling fallacy: problems arising when individuals contribute more than one observation to the data set. *Z Tierpsychol* 68:201–214
- Myserud A (1998) The relative roles of body size and feeding type on activity time of temperate ruminants. *Oecologia* 113:442–446
- Owen-Smith NR (1988) *Megaherbivores*. Cambridge University Press, Cambridge
- Owen-Smith NR (1992) Grazers and browsers: ecological and social contrasts among African ruminants. In: Spitz F, Janeau G, Gonzalez G, Aulagnier S (eds) *Ongulés/Ungulates* 91. S.F.E.P.M.-I.R.G.M., Paris, Toulouse, pp 175–181
- Owen-Smith NR (1998) How high ambient temperature affects the daily activity and foraging time of a subtropical ungulate, the greater kudu (*Tragelaphus strepsiceros*). *J Zool* 246:183–192
- Pelletier F, Bauman J, Festa-Bianchet M (2003) Fecal testosterone in bighorn sheep (*Ovis canadensis*): behavioural and endocrine correlates. *Can J Zool* 81:1678–1684
- Pérez-Barberia FJ, Gordon IJ (1999) The relative roles of phylogeny, body size and feeding style on the activity time of temperate ruminants: a reanalysis. *Oecologia* 120:193–197
- Pettorelli N, Gaillard JM, Van Laere G, Duncan P, Kjellander P, Liberg O, Delorme D, Maillard D (2002) Variations in adult body mass in roe deer: the effects of population density at birth and of habitat quality. *Proc R Soc Lond B* 269:747–753
- Roberts G (1996) Why individual vigilance declines as group size increases? *Anim Behav* 51:1077–1086
- Ruckstuhl KE (1998) Foraging behaviour and sexual segregation in bighorn sheep. *Anim Behav* 56:99–106
- Ruckstuhl KE (1999) To synchronise or not to synchronise: a dilemma for young bighorn males? *Behaviour* 136:805–818
- Ruckstuhl KE, Festa-Bianchet M (2001) Group choice by subadult bighorn rams: trade-offs between foraging efficiency and predator avoidance. *Ethology* 107:161–172
- Ruckstuhl KE, Kokko H (2002) Modelling sexual segregation in ungulates: effects of group size, activity budgets and synchrony. *Anim Behav* 64:909–914
- Ruckstuhl KE, Neuhaus P (2002) Sexual segregation in ungulates: a comparative test of three hypotheses. *Biol Rev* 77:77–96
- Ruckstuhl KE, Festa-Bianchet M, Jorgenson J (2003) Bites rates in Rocky Mountain bighorn sheep (*Ovis canadensis*): effects of season, age, sex and reproductive status. *Behav Ecol Sociobiol* 54:167–173
- Sayre RW, Seabloom RW (1994) Summer activity patterns of bighorn ewes in the Northern Great Plains. In: *Biennial Symposium of the Northern Wild Sheep and Goat Council*, Cranbrook, B.C., vol 8, pp 104–109
- Sokal RR, Rohlf FJ (1981) *Biometry*, 2nd edn. Freeman, San Francisco
- Steele BM, Hogg JT (2003) Measuring individual quality in conservation and behavior. In: Festa-Bianchet M, Apollonio M (eds) *Animal behavior and wildlife conservation*. Island Press, Washington, pp 243–269
- Sutherland I (2003) Fecal mass and parasite strategies. *Trends Parasitol* 19:68
- Vries H de (1995) An improved test of linearity in dominance hierarchies containing unknown or tied relationships. *Anim Behav* 50:1375–1389
- Vries H de (1998) Finding a dominance order most consistent with a linear hierarchy: a new procedure and review. *Anim Behav* 55:827–843
- Vries H de, Netto WJ, Hanegraaf PLH (1993) Matman: a program for the analysis of sociometric matrices and behavioural transition matrices. *Behaviour* 125:157–175